# Microwave Components

AWT offers a comprehensive Passive product. Many of these standard products were designed for particularly demanding broadband requirement. AWT provides our customers with reliable, high quality products at competitive prices to meet demanding technical and schedule requirements.

## FILTERS

### Suspended Substrate Filters

#### Features

- ▷Excellent Wideband BPF
- ▷Excellent Environment Performance
- ▷Custom Designs Available




#### Specifications

| Parts No. | Passband Frequency [GHz] | Passband Insertion loss [dB max.] | Passband VSWR [max.] | Stopband Frequency [GHz] | Stopband Attenuation [dB] |
|---|---|---|---|---|---|
| FT020060S | 2.0 ~ 6.0 | 1.50 | 1.20 | DC ~ 1.40, 6.80 ~ 10.0 | >30.0 |
| FT060100S | 6.0 ~ 10.0 | 2.0 | 1.70 | DC ~ 5.20, 10.80 ~ 20.0 | >30.0 |
| FT100140S | 10.0 ~ 14.0 | 2.0 | 1.70 | DC ~ 9.20, 14.80 ~ 25.0 | >30.0 |
| FT140180S | 14.0 ~ 18.0 | 2.50 | 2.0 | DC ~ 13.20, 18.90 ~ 25.0 | >30.0 |
| FT100180S | 10.0 ~ 18.0 | 3.0 | 2.0 | DC ~ 8.80, 20.0 ~ 28.0 | >30.0 |
| FT020033S | 2.0 ~ 3.30 | 1.20 | 1.70 | DC ~ 1.50, 4.0 ~ 6.0 | >30.0 |
| FT032049S | 3.20 ~ 4.90 | 1.50 | 1.70 | DC ~ 2.40, 5.80 ~ 9.0 | >30.0 |
| FT048081S | 4.80 ~ 8.10 | 1.50 | 1.70 | DC ~ 3.60, 9.60 ~ 12.0 | >30.0 |
| FT080121S | 8.0 ~ 12.10 | 2.0 | 1.70 | DC ~ 6.75, 13.90 ~ 18.0 | >30.0 |
| FT120180S | 12.0 ~ 18.0 | 3.0 | 2.0 | DC ~ 10.0, 20.50 ~ 24.0 | >30.0 |

• The other band models are available on requests

에이스웨이브 16p작업-최종out_111121.indd 9
2011-11-21 오후 5:13:14

# Cavity Filters

## Features

▷Small package Design, High "Q" Response
▷Covers the 2 GHz ~ 40 GHz Frequency
▷Comb line Design Results in Low insertion Loss Performance
▷Custom Package Designs Available



## Specifications

| Parts No. | PassBand Frequency [GHz] | PassBand Insertion Loss [dB max.] | Passband VSWR [Max:1] | Stopband Frequency [GHz] | StopBand Attenuation [dB] | Delay Variation [max.] |
|---|---|---|---|---|---|---|
| FT020036C | 2.0 ~ 3.60 | 0.50 | 1.70 | DC ~ 1.70, 3.90 | >40.0 | - |
| FT056010C | 5.60 ~ 10.0 | 0.50 | 1.50 | DC ~ 4.60, 11.0 | >40.0 | - |
| FT044060C | 4.40 ~ 6.0 | 0.50 | 1.50 | DC ~ 3.60, 6.80 | >40.0 | - |
| FT131165C | 13.10 ~ 16.50 | 0.50 | 1.30 | DC ~ 9.60, 17.50 | >40.0 | - |
| FT096135C | 9.60 ~ 13.50 | 0.50 | 1.30 | DC ~ 8.0, 14.80 | >40.0 | - |
| FT161180C | 16.10 ~ 18.0 | 0.50 | 1.30 | DC ~ 14.0, 18.60 | >40.0 | - |
| FT032048C | 3.20 ~ 4.80 | 0.50 | 1.50 | DC ~ 2.40, 5.50 | >40.0 | - |
| FT070082C | 7.0 ~ 8.20 | 1.50 | 1.25 | DC ~ 6.80, 8.40 | >55.0 | 1.0 ns any 80.0 MHz |
| FT078090C | 7.80 ~ 9.0 | 1.50 | 1.25 | DC ~ 7.60, 9.20 | >55.0 | 1.0 ns any 80.0 MHz |
| FT064065C | 6.40 ~ 6.50 | 1.0 | 1.20 | Fo ±600.0 MHz | >40.0 | - |
| FT068071C | 6.80 ~ 7.10 | 1.0 | 1.20 | Fo ±600.0 MHz | >40.0 | - |
| FT102106C | 10.20 ~ 10.60 | 1.0 | 1.20 | Fo ±600.0 MHz | >40.0 | - |
| FT275286C* | 27.50 ~ 28.60 | 2.0 | 1.60 | DC ~ 26.90, 28.95 ~ 40.0 GHz | >50.0 | 1.50 ns any 80.0 MHz |
| FT275300C* | 27.50 ~ 30.0 | 1.80 | 1.60 | DC ~ 27.0, 30.50 ~ 36.0 GHz | >30.0 | 1.0 ns any 80.0 MHz |
| FT060110 | 6.0 ~ 11.0 | 1.0 | 2.10 | DC ~ 45.0, 12.50 ~ 20.0 | >40.0 | - |
| FT110180 | 11.0 ~ 18.0 | 1.0 | 2.50 | DC ~ 10.0, 19.0 ~ | >40.0 | - |

* The other band models are available on requests

* Ka Band

# Duplexer and Triplexer (Low IM)

## Features

▷Excellent Low IM (Max : 172 dBc)
▷Low insertion Loss
▷65 dB Minimum Isolation
▷Custom Designs Available

## Specifications

| Parts No. | Passband Frequency [MHz] | | Passband Insertion loss [dB max.] | Passband VSWR [max.] | Isolation [dB] | IM [dBc] |
|---|---|---|---|---|---|---|
| | Transmit | Receive | | | | |
| DP-R380-T390 | 390 ~ 400 | 380 ~ 385 | 1.50 | 1.30 | >65.0 | >-165.0 |
| DP-R410-T420 | 420 ~ 430 | 410 ~ 412 | 1.50 | 1.30 | >65.0 | >-165.0 |
| DP-R708-T744 | 728 ~ 759 | 698 ~ 716 | 1.0 | 1.25 | >65.0 | >-170.0 |
| DP-R782-T744 | 728 ~ 759 | 776 ~ 788 | 1.0 | 1.25 | >65.0 | >-170.0 |
| TRI-R708-R782-T744 | 728 ~ 759 | 698 ~ 716<br>776 ~ 788 | 1.0 | 1.25 | >65.0 | >-170.0 |
| DP-R824851D-T869896D | 869 ~ 896 | 824 ~ 851 | 0.80 | 1.25 | >65.0 | >-170.0 |
| DP-R890915D-T935960D | 935 ~ 960 | 890 ~ 915 | 0.80 | 1.25 | >65.0 | >-170.0 |
| DP-R880915D-T925960D | 925 ~ 960 | 880 ~ 915 | 0.80 | 1.25 | >65.0 | >-170.0 |
| DP-R14561480D-T14881520D | 1488 ~ 1520 | 1456 ~ 1480 | 0.80 | 1.25 | >65.0 | >-170.0 |
| DP-R17101785D-T18051880D | 1805 ~ 1880 | 1710 ~ 1785 | 0.80 | 1.25 | >65.0 | >-170.0 |
| DP-R18501910D-T19301990D | 1930 ~ 1990 | 1850 ~ 1910 | 0.80 | 1.25 | >65.0 | >-170.0 |
| DP-R19202060D-T21102170D | 2110 ~ 2170 | 1920 ~ 2060 | 0.80 | 1.25 | >65.0 | >-170.0 |
| TRI-R19101990D-T21102390D | 2110 ~ 2390 | 1910 ~ 1990 | 0.80 | 1.25 | >65.0 | >-170.0 |
| DP-R25002570D-T26202690D | 2620 ~ 2690 | 2500 ~ 2570 | 0.80 | 1.25 | >65.0 | >-170.0 |
| DP-452458D-R462468D | 462 ~ 468 | 452 ~ 458 | 1.50 | 1.30 | >60.0 | >-165.0 |

* The other band models are available on requests

에이스웨이브 16p작업-최종out_111121.indd 10 2011-11-21 오후 5:13:19

## Duplexer and Triplexer (Wirelss System)



### Features

▷Low IM (Max : 155 dBc)
▷Low insertion Loss
▷Excellent High Isolation
▷Custom Designs Available

### Specifications

| Parts No. | Passband Frequency [MHz] | | Passband Insertion loss [dB max.] | Passband VSWR [max.] | Isolation [dB] | IM [dBc] |
|---|---|---|---|---|---|---|
| | Transmit | Receive | | | | |
| DP-R380W-T390W | 390 ~ 400 | 380 ~ 385 | 1.50 | 1.30 | >65.0 | >-155.0 |
| DP-R410W-T420W | 420 ~ 430 | 410 ~ 412 | 1.50 | 1.30 | >65.0 | >-155.0 |
| DP-R708W-T744W | 728 ~ 759 | 698 ~ 716 | 1.0 | 1.25 | >65.0 | >-155.0 |
| DP-R782W-T744W | 728 ~ 759 | 776 ~ 788 | 1.0 | 1.25 | >65.0 | >-155.0 |
| TRI-R708W-R782W-744W | 728 ~ 759 | 698 ~ 716<br>776 ~ 788 | 1.0 | 1.25 | >65.0 | >-155.0 |
| DP-R824851W-T869896W | 869 ~ 896 | 824 ~ 851 | 0.80 | 1.25 | >100.0 | >-155.0 |
| DP-R890915W-T935960W | 935 ~ 960 | 890 ~ 915 | 0.80 | 1.25 | >65.0 | >-155.0 |
| DP-R880915W-T925960W | 925 ~ 960 | 880 ~ 915 | 0.80 | 1.25 | >100.0 | >-155.0 |
| DP-R14561480W-T14881520W | 1488 ~ 1520 | 1456 ~ 1480 | 0.80 | 1.25 | >100.0 | >-155.0 |
| DP-R17101785W-T18051880W | 1805 ~ 1880 | 1710 ~ 1785 | 0.80 | 1.25 | >100.0 | >-155.0 |
| DP-R18501910W-T19301990W | 1930 ~ 1990 | 1850 ~ 1910 | 0.80 | 1.25 | >100.0 | >-155.0 |
| DP-R19202060W-T21102170W | 2110 ~ 2170 | 1920 ~ 2060 | 0.80 | 1.25 | >100.0 | >-155.0 |
| DP-R19101990W-T21102390W | 2110 ~ 2390 | 1910 ~ 1990 | 0.80 | 1.25 | >100.0 | >-155.0 |
| DP-R25002570W-T26202690W | 2620 ~ 2690 | 2500 ~ 2570 | 0.80 | 1.25 | >100.0 | >-155.0 |

* The other band models are available on requests

## Duplexer and Triplexer (High Power)

### Features

▷Low IM (Max : 155 dBc)
▷Low insertion Loss
▷Excellent High Isolation
▷Custom Designs Available

### Specifications

| Parts No. | Passband Frequency [GHz] | | Passband Insertion loss [dB max.] | Passband VSWR [max.] | Isolation [dB] | Power Handling CW(Peak) |
|---|---|---|---|---|---|---|
| | Transmit | Receive | | | | |
| DP-R708P-T744P | 728 ~ 759 | 698 ~ 716 | 1.30 | 1.25 | >100.0 | 400.0 (4 kW) |
| DP-R782P-T744P | 728 ~ 759 | 776 ~ 788 | 1.30 | 1.25 | >100.0 | 400.0 (4 kW) |
| TRI-R708P-R782P-T744P | 728 ~ 759 | 698 ~ 716<br>776 ~ 788 | 1.30 | 1.25 | >100.0 | 400.0 (4 kW) |
| DP-R824851P-T869896P | 869 ~ 896 | 824 ~ 851 | 1.30 | 1.25 | >100.0 | 500.0 (5 kW) |
| DP-R880915P-T925960P | 925 ~ 960 | 880 ~ 915 | 1.30 | 1.25 | >100.0 | 600.0 (6 kW) |
| DP-R17101785P-T18051880P | 1805 ~ 1880 | 1710 ~ 1785 | 1.30 | 1.25 | >100.0 | 600.0 (6 kW) |
| DP-R18501910P-T19301990P | 1930 ~ 1990 | 1850 ~ 1910 | 1.30 | 1.25 | >100.0 | 600.0 (6 kW) |
| DP-R19202060P-T21102170P | 2110 ~ 2170 | 1920 ~ 2060 | 1.30 | 1.25 | >100.0 | 600.0 (6 kW) |
| DP-R19101990P-T21102390P | 2110 ~ 2390 | 1910 ~ 1990 | 1.30 | 1.25 | >100.0 | 600.0 (6 kW) |
| DP-R25002570P-T26202690P | 2620 ~ 2690 | 2500 ~ 2570 | 1.30 | 1.25 | >100.0 | 600.0 (6 kW) |

* The other band models are available on requests

에이스웨이브 16p작업-최종out_111121.indd 11 2011-11-21 오후 5:13:22